

# 15 TEACHER-TESTED TECHNOLOGY IDEAS TO POWER STUDENTS' CREATIVE POTENTIAL

---

logitech®



# CREATIVITY IS THE FOUNDATION FOR TOMORROW

---

**In the digital age, tech-enabled tools can play a pivotal role in quickly addressing learning needs, while helping students tap into their creativity. And the results are powerful.**

In fact, research shows that students make significant gains in cognitive skills when their teachers combine technology and creativity in the classroom.<sup>1</sup>

If you're looking for effective ideas to encourage student creativity, our guide to using edtech in the classroom offers lots of projects that can spark and stretch young imaginations. In today's classroom, technology is as fundamental as the cornerstone "3 Rs" – reading, writing and arithmetic – and so we offer a framework for thinking about how to take advantage of all the opportunities edtech unlocks:

## EXPRESSION

---

of knowledge

## ENGAGEMENT

---

with content

## CONNECTION

---

with others

**Explore these concepts for teacher-tested ways to use edtech across different subjects and grade levels.** You'll find that they're all inspired by one overarching goal:

**Help students tap into the power of their own creativity and discover the joy of learning.**

The transformative use of technology can open doors to creativity in the classroom. Educators and school leaders know that creativity is a key skill students will need to progress in school and in tomorrow's workforce — and the transformative use of technology can open the door to opportunity.



**87%**  
Teachers



**77%**  
Parents

**AGREE >>>**

**"Teaching approaches that inspire creativity in the learning process take more work, but have a bigger payoff."**




# EXPRESSION

Support creativity by giving students a variety of ways to express themselves and communicate what they learn.

Student self-expression in the classroom positively affects mood, function, cognition and behavior.<sup>2</sup> Having a range of digital tools available, such as a mouse, touchpad, keyboard or stylus, enables students to find the ones that work best for their own learning style and stage. Choice is key to empowering creative self-expression.

## 5 Projects for Creative Expression



### 1 CONCEPT MAPS

Learning how to take notes is an important skill but there's no need for students to rely only on words. They can use the Logitech Pen or Crayon digital styluses to visually organize their knowledge and thoughts. They can draw pictures, create diagrams and add connecting paths in their notes to make them personally meaningful.



### 2 INFOGRAPHICS OR DIGITAL POSTERS

A good infographic is worth a thousand words! Have students design a digital poster or infographic that captures data, dates or other facts in a fun, expressive way. It is a great opportunity for students to practice a number of tech literacy skills, such as resizing and hyperlinking, or more sophisticated coding and design with HTML, ultimately expressing their understanding of a subject in new and creative ways. A mouse and external keyboard allow students to work faster and with more precision, making them ideal tools for infographic development.

### 3 GRAPHIC NOVELS

Isaac Newton or Albert Einstein as a superhero — why not?! Combining words and pictures is a great way to add excitement to a historical biography or book report. Students can use a mouse for easier navigation, the Logitech Pen or Crayon for precision lines and a keyboard for typing words to create a graphic novel or comic based on the story of a famous person.



### 4 GREAT DEBATES

Help students gain creative perspectives on an event or story. After reading a book with multiple points of view, students can play character roles to debate who was right or wrong. Equipping students with a Snowball Ice USB microphone and a C920S webcam helps ensure they are heard and seen clearly, whether they're debating in the classroom or virtually.



### 5 DIGITAL DIORAMAS

Encourage your budding designers and architects to set a creative scene using the Logitech Pen or Crayon. Students can create a diorama that depicts a scene from a short story, play or novel. Or they can use the stylus to create a diorama that depicts the flora and fauna of a particular region for a Geography or Earth Sciences project.



# ENGAGEMENT

**Support creativity and critical thinking by enabling students to engage with content in new ways.**

Global demand for K-12 digital instruction and assessment is growing rapidly. In 2020, spending on edtech by schools and governments rose to a total of \$19.4 billion, up 21% from 2019. By 2025, demand for digital instruction and assessment is expected to double at a projected annual growth rate of 17% in the U.S. alone.<sup>3</sup> While edtech demand is greater than ever, surveys show that technology is the most underutilized resource in budgets. Prioritizing edtech and incorporating a variety of options into classroom material can help students achieve their full learning potential.

## 5 Projects for Creative Expression



### 1 LANGUAGE IMMERSION

Great headsets, like the Zone Learn student headset, may be one of the best tools for helping students learn a foreign language. They can hear classroom lessons clearly and free of background distractions. But more than that, they can listen to the same songs, simple poems and children's stories that teach native speakers their language.



### 2 QR CODE MAZE

When iPads are protected with the durable Rugged Combo 3 Touch keyboard cases, students can take their learning on the go. Teachers and librarians can place QR codes next to physical copies of books, linking to digital or audio versions that kids can explore. Additionally, teachers can use QR codes to create interactive learning stations or scavenger hunts.

When students engage creatively with tools, like a headset, stylus, mouse or external keyboard, they can connect to learning more effectively.<sup>4</sup>


### 3 ENHANCE STEM LEARNING

Sometimes learning gets messy. Leverage the Rugged Combo 3 Touch for science experiments to record and rewatch chemical reactions while protecting the iPad from any spills. Or make the most of Biology class with the Mevo webcam, and watch the growth of plants over time.



### 4 CREATE A WEBSITE

The right edtech tools can make building a website a lot easier for students. An external keyboard, like the one that comes with the Rugged Combo 3 Touch case for iPads, enables the use of website apps without blocking the main screen. If students are working on a Chromebook, supply an external mouse for easier navigation or an external keyboard like the K120 for longterm coding comfort.



### 5 MINI HISTORIES

History class becomes much more engaging for students when they realize that it's not just about things that happened long ago. A plug-and-play microphone like the Snowball ICE enables students to interview family, neighbors and friends about their own historical experiences, even on the go with any Chrome, Apple, or Windows device equipped with the Rugged Combo 3 Touch case. Maybe there's a relative who worked for the United Nations or a neighbor who has visited every continent — what was that like?

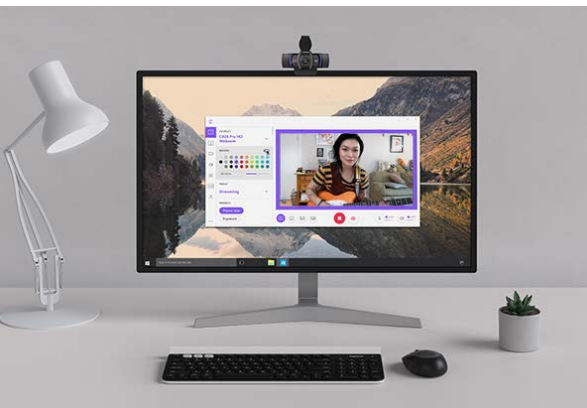


# CONNECTION

**Support creativity by opening opportunities for students to connect and collaborate with other students and with teachers.**

Using digital tools for creative group projects has the power to boost collaboration and foster student connections with peers and teachers. At a time when many students report high levels of stress, these creative connections are critically important for building student confidence across different learning environments and needs.

## 5 Projects for Creative Connection



### 1 PERFORMANCES ON THE GO

How about putting on a local version of Shakespeare in the Park — or in the playground? With the Mevo camera, students can practice, perform, and record scenes wherever they go.



### 2 RESEARCH AND RESOURCES

Support collaboration by assigning roles and responsibilities for researching and creating materials for a group project. Encourage students to collaborate in real-time virtually, using a C920 S webcam and Zone Learn headset.



### 3 REMOTE PEN PALS

Connect students with new friends through programs like PenPal Schools and invite them to a foreign language exchange. A Zone Learn headset and a C920 S Webcam with a tablet or Chromebook will enable students in both countries to interact as if they're in the same classroom.



### 4 BRAIN SKETCHING

In this fun group exercise, one student uses a Logitech Pen with a Chromebook or a Crayon on an iPad to start a sketch and then passes it onto the next person who adds another element. Students learn to work together, iteratively building on each other's contributions. Once the sketching is done, each group can 'show their work' either by connecting to a large classroom monitor screen or using a program like Zoom to share their screen with multiple devices.



### 5 PRESENT TO PEERS

Students can use tools like the Spotlight presenter or Scribe whiteboard camera to bring an entire group together in-person, virtually or both to practice their presentation skills. By sharing the spotlight with tech like Spotlight, they also learn how to work together and support each other.



**Collaborative, small group learning has been proven to increase interpersonal skills as well as strengthen overall confidence and academic achievement.<sup>5</sup>**

# TEACHER-TESTED TECHNOLOGY IDEAS TO POWER STUDENTS' CREATIVE POTENTIAL



The innovators and leaders of tomorrow are sitting in our classrooms right now. Edtech provides exciting new tools to support their success as creative thinkers, communicators and collaborators. And this tech-enabled creativity directly supports better educational outcomes, setting today's students up for success in the digital age.



## INDEPENDENT WORK

Every student has a unique approach to learning, and independent work allows them to freely explore in new and creative ways.



### CONCEPT MAPS

Students can **draw pictures, create diagrams and add connecting paths** in their notes to make them personally meaningful.

**Tool: Logitech Pen or Crayon**



### LANGUAGE IMMERSION

With great headsets, students can hear clearly and free of distraction. But more than that, they can **listen to songs, simple poems and children's stories** that native speakers hear.

**Tool: Zone Learn Headset**



### AUDIO HISTORIES

History is not just about things that happened long ago. **Interview family, neighbors and friends** about their own historical experiences, even on the go.

**Tool: Snowball ICE USB Microphone, Rugged Combo 3 Touch**



## SMALL GROUP WORK

Small group learning boosted with technology provides ample opportunities for students to learn communication, collaboration, and creativity.



### ENHANCE STEM LEARNING

Hands on in science class! **Record and rewatch chemical reactions** or watch the growth of plants over time.

**Tool: Rugged Combo 3 Touch**



### DIGITAL DIORAMAS

Encourage your budding designers and architects to collaborate and set a creative scene using the Logitech Pen or Crayon. Students can **create a diorama** that depicts a scene from a short story, play or novel.

**Tool: Logitech Pen or Crayon**



### RESEARCH & RESOURCE

Support collaboration by assigning roles and responsibilities for researching and creating materials for a group project. Encourage students to **collaborate in real-time on tablets or virtually**.

**Tool: C920 S Webcam and Zone Learn Headset**



## LARGE GROUP WORK

When students collaborate in a large group, the opportunities for creative learning are endless. Use in-person, virtual and hybrid technology to allow students to express, engage and connect.



### GREAT DEBATES

Take the stand with technology! Help students gain creative perspectives on an event or story. After reading a book with multiple points of view, **assign character roles to students and debate** who was right or wrong on camera.

**Tool: Snowball ICE USB Microphone and C270 Webcam**



### QR CODE MAZE

Take learning on the go. Teachers and librarians can place QR codes next to physical copies of books, linking to digital or audio versions that kids can explore. Or **create interactive learning stations or scavenger hunts**.

**Tool: Rugged Combo 3 Touch**



### PERFORMANCES ON THE GO

Shakespeare in the Park — or in the playground? With a C920 S camera, students can practice, perform, and record scenes wherever they go.

**Tool: C920 S Webcam**

## READY TO GET STARTED?

Contact Logitech Education Sales [Education@Logitech.com](mailto:Education@Logitech.com)

logitech® | for education